

TRANSPARENCY REPORT 2018

TRANSPARENCY REPORT 2018 BIT B.V. – VERSION 2019-10-24

In 2012, [BIT](#) issued their first Transparency Report with the aim of providing insight into requests for personal data at BIT and the amount of notice and takedown requests that have been received and processed by BIT in that year. In this report, we publish that information for the year 2018.

We publish this information because we think it's important, especially given the recent developments in the field of privacy, to provide our clients and other interested parties with openness. To enable trends to be identified, we have included the figures from 2012 to 2017 in this report as well.

Below you find the numbers per category for the received complaints/requests/notifications and the way these were handled.

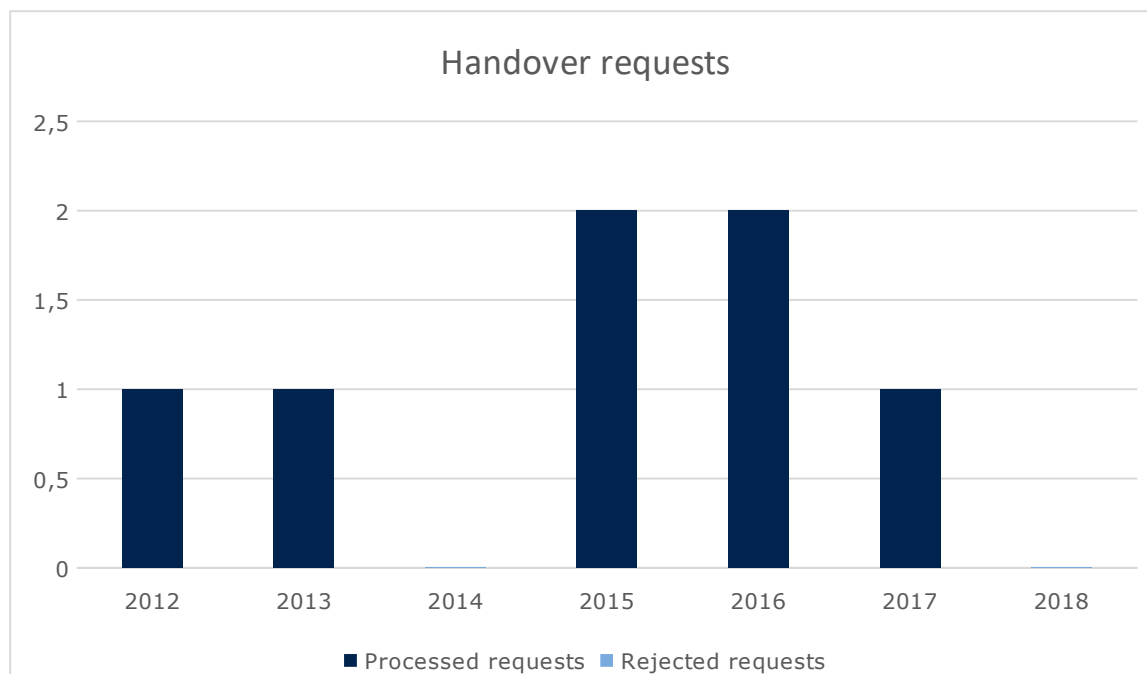
Handover of personal data

The table below shows the number of requests we have received for the handover of personal data of customers of BIT to law enforcements. The number of cases that were in compliance with this request are indicated as well.

	2012	2013	2014	2015	2016	2017	2018
Processed requests	1	1	0	2	2	1	0
Rejected requests	0	0	0	0	0	0	0
Total	1	1	0	2	2	1	0

Handover requests

The number of handover requests for personal data of customers are displayed in the graph below. This will give you a clear overview of the developments during the years.



Reports of data protection infringements

BIT is legally required to report any event of infringement of the protection of personal data they have stored. In contrast to the period from 2012 up to and including 2016, BIT did find a reason in 2017 to report this.

The reported personal data breach can be explained by the fact that a mobile phone of a BIT employee was lost on which was access to the employee's company email. The mobile phone was provided with a password and encryption.

	2012	2013	2014	2015	2016	2017	2018
Reports of data protection infringement	0	0	0	0	0	1	1

Legal interception orders

It is possible for the national police, FIOD-ECT, Inspection SZW, IOD, AID, AIVD and MIVD to place a legal interception order at a provider. This can be an email intercept or an IP intercept. The table below shows the number of legal interception orders we have received.

	2012	2013	2014	2015	2016	2017	2018
Number of legal interception orders	0	0	0	0	0	2	0

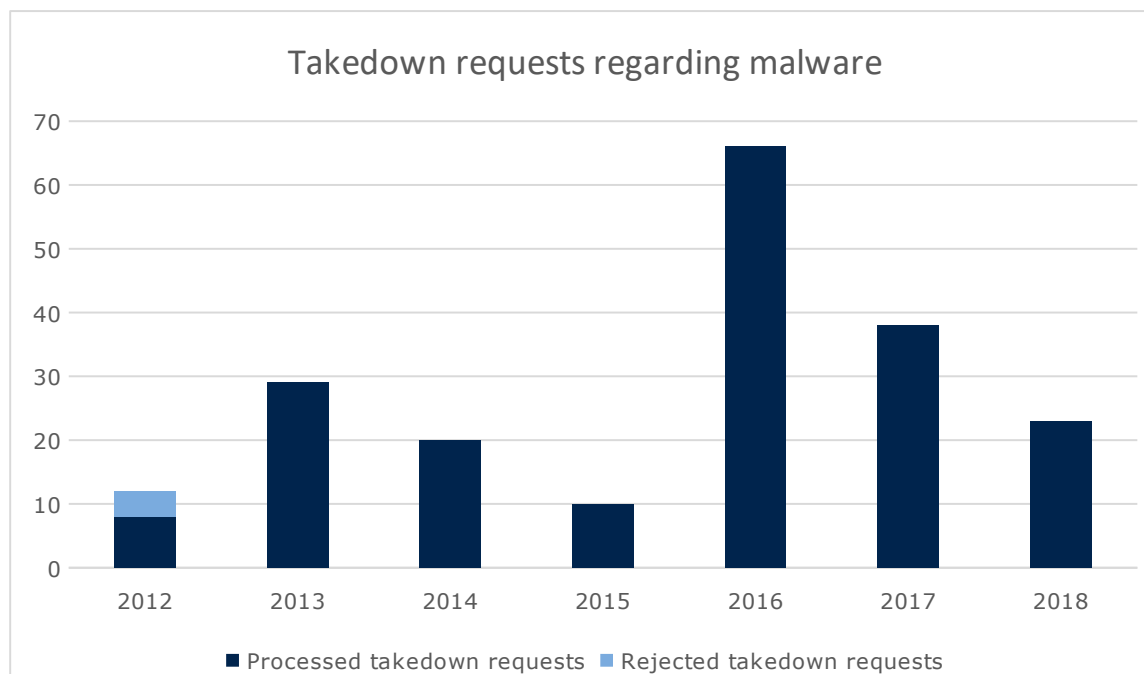
Malware

The table below shows how many complaints BIT received because of the (alleged) hosting of malware and how they were processed.

	2012	2013	2014	2015	2016	2017	2018
Processed takedown requests	8	29	20	10	66	38	23
Rejected takedown requests	4	0	0	0	0	0	0
Total	12	29	20	10	66	38	23

Takedown requests regarding malware

The number of takedown requests regarding malware are displayed in the graph below. This will give you a clear overview of the developments during the years.



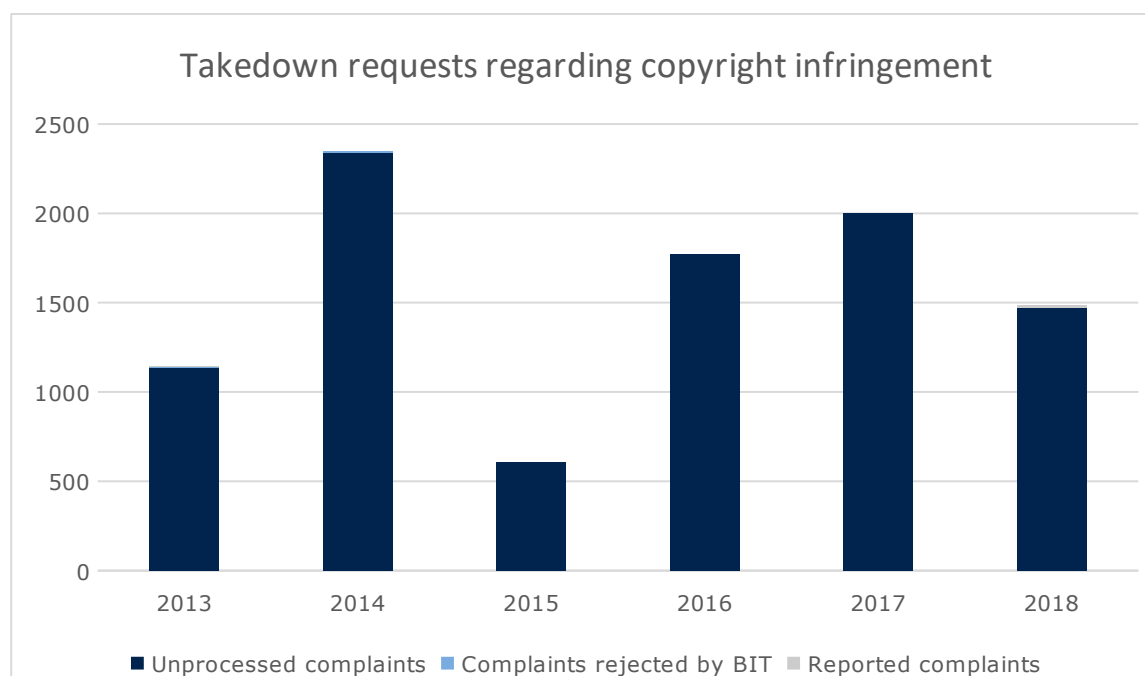
Takedown requests for alleged copyright infringement

In the Transparency Report of 2013 BIT has published data about received and processed notice-and-takedown-requests for allegedly infringement of copyright. The numbers for this and prior years can be found below.

	2013	2014	2015	2016	2017	2018
Unprocessed complaints	1135	2339	607	1773	2000	1472
Complaints rejected by BIT	5	6	0	0	0	0
Reported complaints	4	0	0	0	0	14
Total	1144	2345	607	1773	2000	1486

Takedown requests regarding copyright infringement

The number of takedown requests regarding copyright infringement are displayed in the graph below. This will give you a clear overview of the developments during the years.



The large number of unprocessed complaints are filed by a small number of parties that automatically file complaints on behalf of the film and music industry. Since they do not comply with our notice and takedown procedure, we have not processed these complaints. It is also possible that among these complaints reported in 2013, 2014, 2016, 2017 and 2018 (but not taken into consideration) are repetitions of previously reported complaints. One time a manual action was taken, which means that these notifications were entered in AbuseIO, so these reports were aggregated in 2015. We have not done so for other years.

The complaints that have been rejected were complaints concerning material that could not be confirmed as undeniably unlawful.

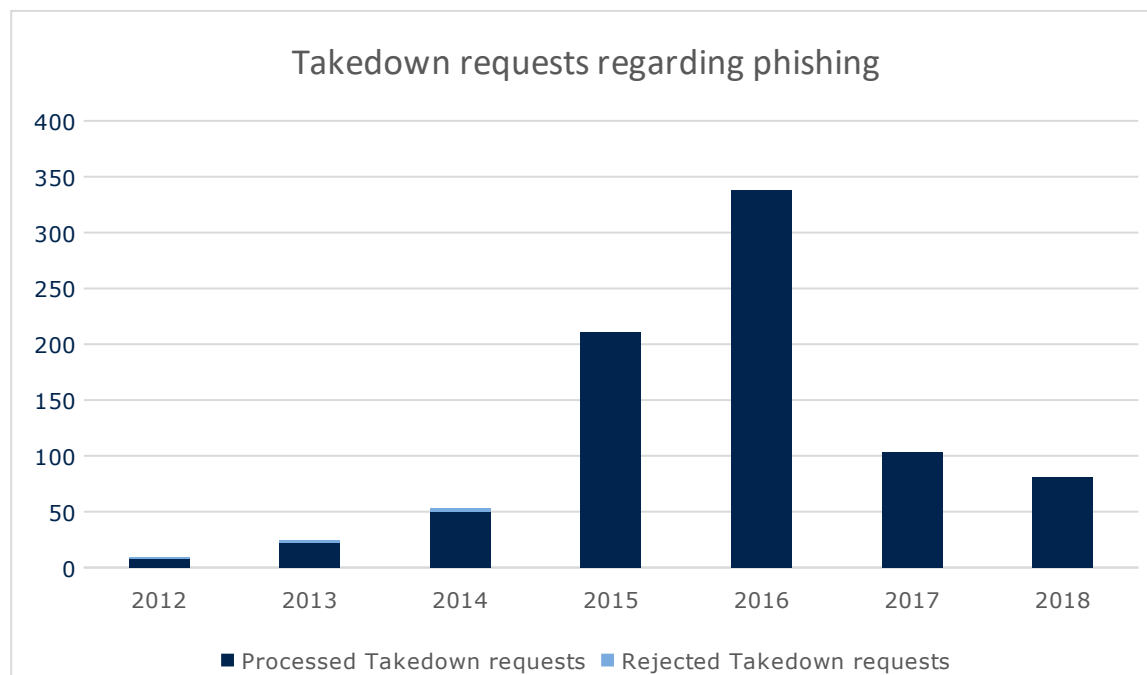
Phishing

The table below contains information about the amount of complaints concerning phishing sites BIT has received and how they were processed.

	2012	2013	2014	2015	2016	2017	2018
Processed Takedown requests	8	22	50	211	338	103	81
Rejected Takedown requests	1	2	3	0	0	0	0
Total	9	24	53	211	338	103	81

Takedown requests regarding phishing

The number of takedown requests regarding phishing are displayed in the graph below. This will give you a clear overview of the developments during the years.



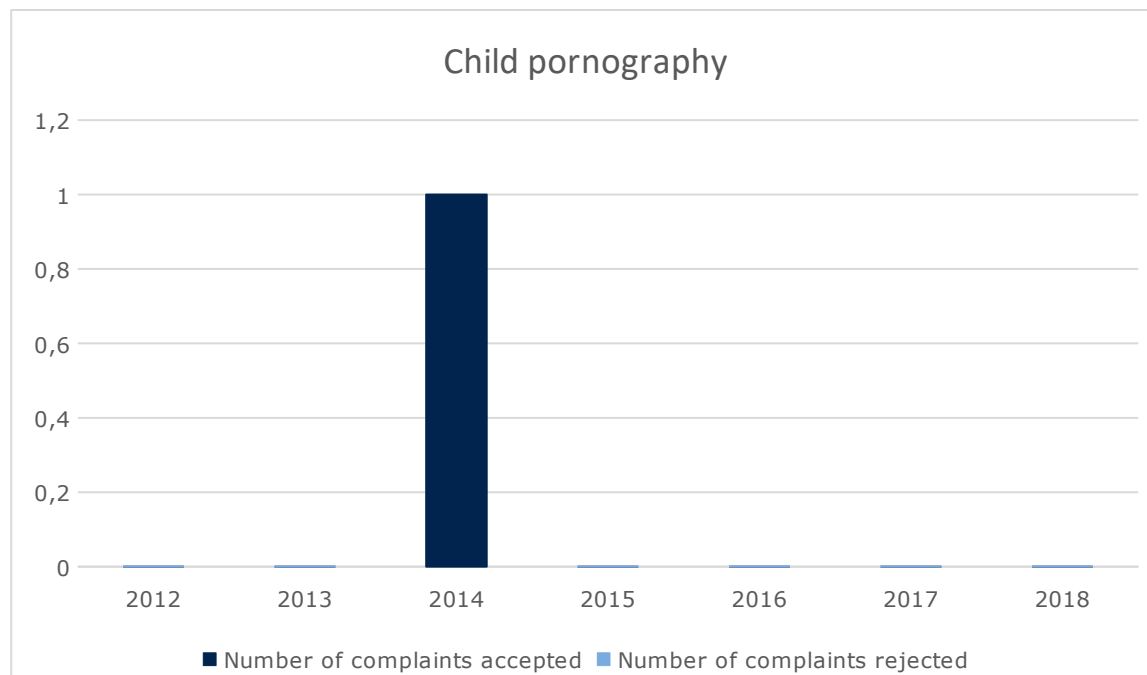
Child pornography

The table below contains information about the amount of complaints concerning child pornography BIT has received and how they were processed.

	2012	2013	2014	2015	2016	2017	2018
Number of complaints accepted	0	0	1	0	0	0	0
Number of complaints rejected	0	0	0	0	0	0	0
Total	0	0	1	0	0	0	0

Takedown requests regarding child pornography

The number of takedown requests regarding child pornography are displayed in the graph below. This will give you a clear overview of the developments during the years.

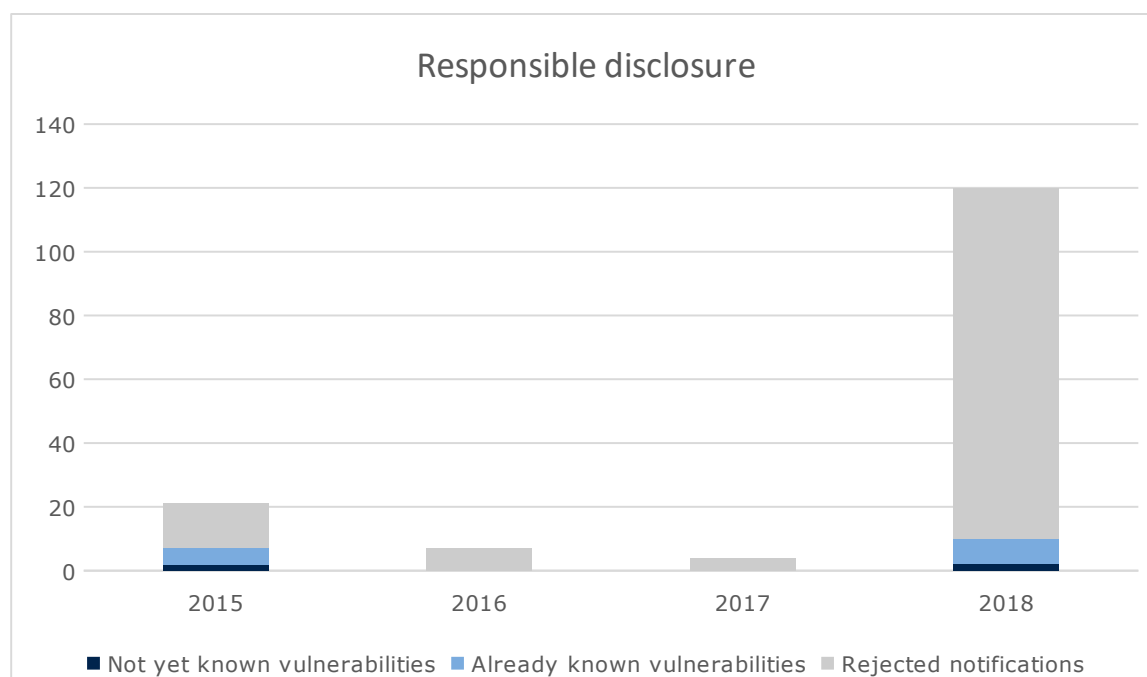


Responsible disclosure

This year the responsible disclosure notifications that have been reported to BIT are included for the fourth time. The notifications that have been reported to BIT regarding not yet known vulnerabilities, BIT has rewarded the reporters for these notifications. Notifications about already known vulnerabilities, vulnerabilities outside the responsibility of BIT and vulnerabilities that were not a real threat according to BIT were not rewarded.

	2015	2016	2017	2018
Not yet known vulnerabilities	2	0	0	2
Already known vulnerabilities	5	0	0	8
Rejected notifications	14	7	4	110
Total	21	7	4	120

The number of responsible disclosure notifications that have been reported to BIT are displayed in the graph below. This will give you a clear overview of the developments during the years.



Conclusions and comments

The number of handover request for personal data and legal interception orders remains low. The explanation we gave previous years is that BIT is a corporate ISP and does not (directly) do business with consumers remains applicable here. We have no received tap orders in 2018.

The number of claims of copyright infringements have decreased. These claims are automatically emailed and all those claims do not comply with our notice and takedown policy.

The number of phishing reports have declined again after an upward trend until 2016. We have no explanation for this decrease.

In the figures of 2018, the number of responsible disclosure reports have risen considerably compared to previous years. We suspect that this is because external websites may state that there is a reimbursement given for relevant responsible disclosure reports.